

A Tale of 1 Principal: 2 Years (From D to B to A) % Math Components Change FSA Math



**Top 1% in the State
Math Components Percent Change
(2016 to 2017)
(Ranked #22 out of 1,647 traditional
Elementary schools)**

**Top 1% in the State
2-Year Growth
Math Components Percent Change
(Ranked #10 out of 1,630 traditional
Elementary schools)**

Principal: Mrs. Kicia Daniel

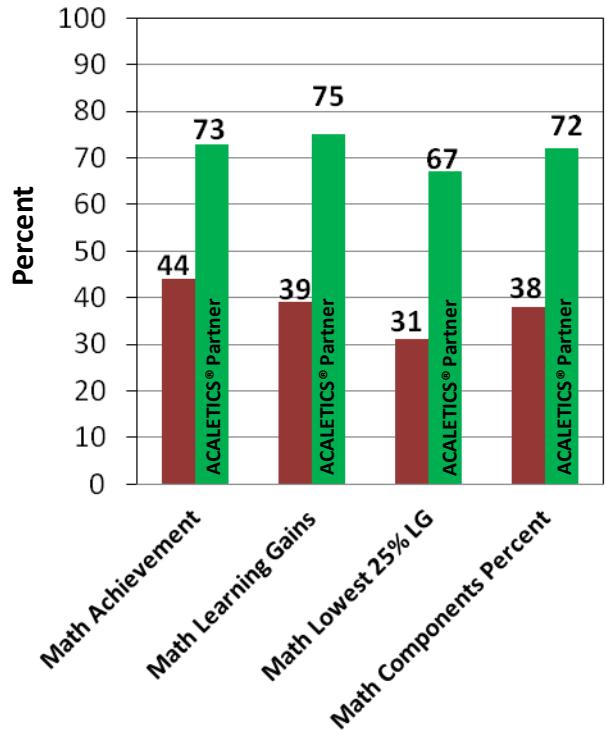
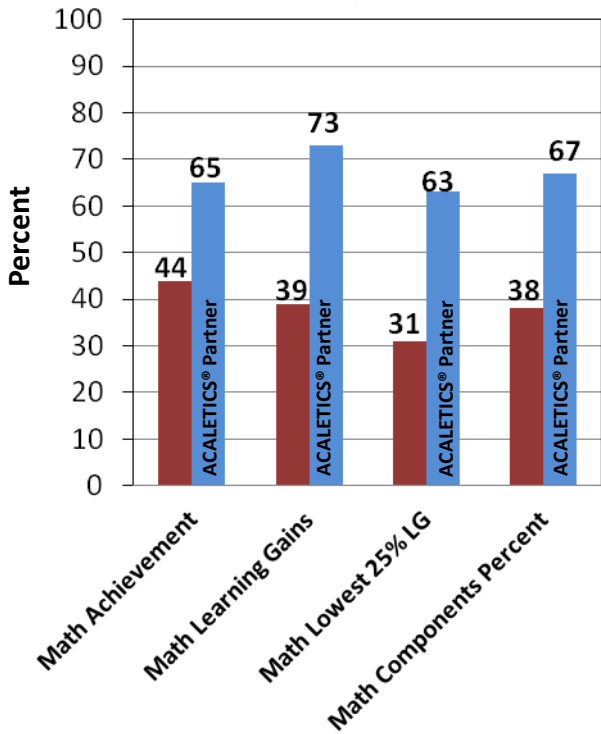
Principal: Mrs. Kicia Daniel

*In 2017, ACALETICS® Partnered
with Pinewood Elementary
School Grade: From "D" to "B"*

*In 2018, ACALETICS® Partnered
with Pinewood Elementary
School Grade: (D)-B-A*

**2016 and 2017
FSA Math Components Percent
Comparison**

**2016 and 2018
FSA Math Components Percent
Comparison**



■ 2016 Pinewood Elem.
■ 2017 Pinewood Elem.
(ACALETICS® Partner)

■ 2016 Pinewood Elem.
■ 2018 Pinewood Elem.
(ACALETICS® Partner)



**A Tale of 1 Principal: 2 Years
(From D to B to A)
% Math Components Change
FSA Math**



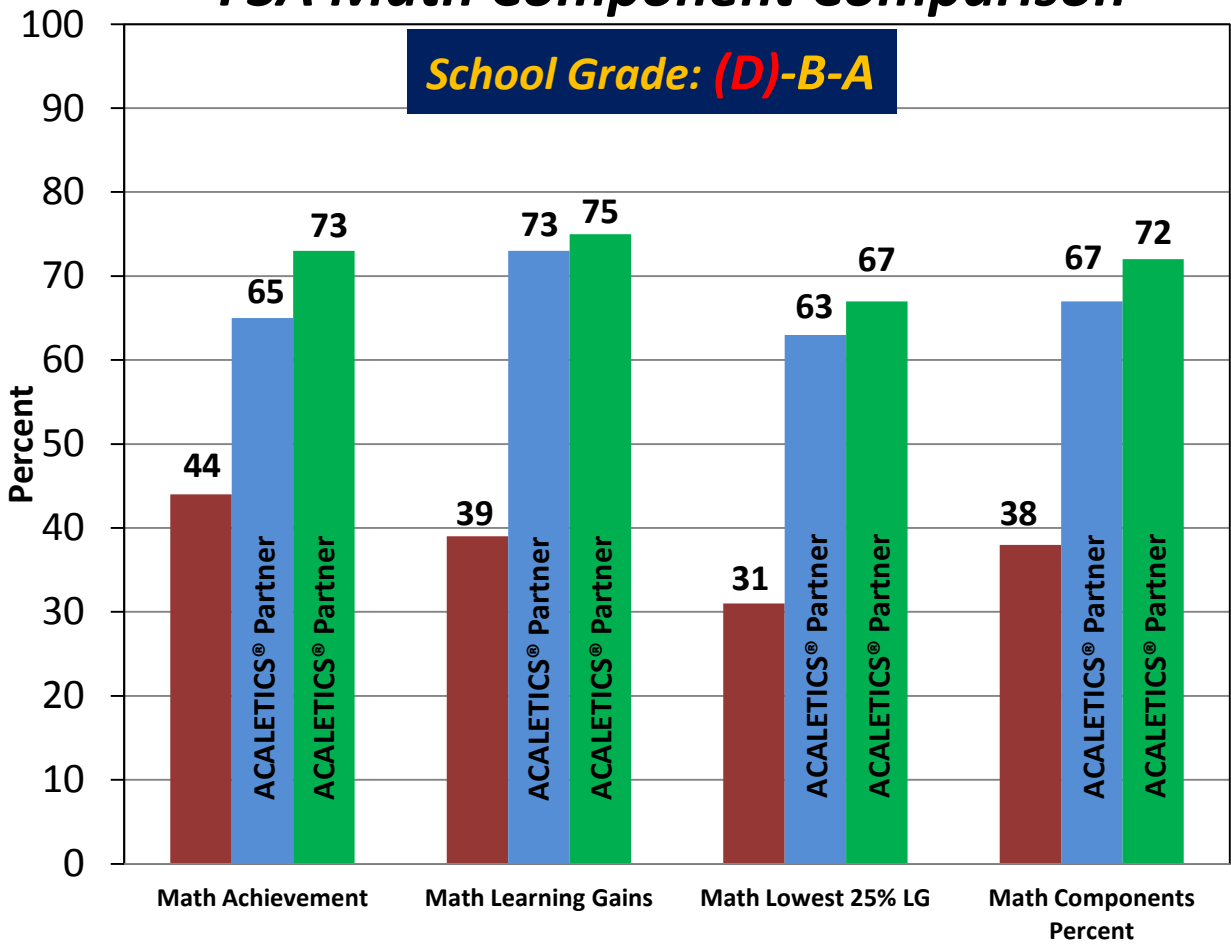
**Top 1% in the State
2-Year Growth
Math Components
Percent Change**
(Ranked #10 out of 1,630
traditional Elementary
schools)

Principal: Mrs. Kicia Daniel

**Pinewood
Elementary**

2016 – 2017 – 2018

FSA Math Component Comparison



■ 2016 Pinewood Elem.
 ■ 2017 Pinewood Elem. (ACALETICS® Partner)
 ■ 2018 Pinewood Elem. (ACALETICS® Partner)